

**LIT25.6-314(25.6V314Ah)  
LiFePO4 Battery Pack Specification**

REV : A1.0  
PAGE: 1 of 8  
DATE: 2025-12-15

# LiFePO4 Battery Pack Specification

Model No: LIT25.6-314(25.6V314Ah)

Designed	Checked	Approved

**LIT25.6-314(25.6V314Ah)  
LiFePO4 Battery Pack Specification**

REV : A1.0  
PAGE: 2 of 8  
DATE: 2025-12-15

**CONTENT**

1. Preface.....	3
2. Product and Model .....	3
3. Battery Pack Specifications.....	4
4. Standard Test Conditions .....	4
5. Characteristics .....	5
6. Characteristics Curve.....	5
7. BMS Specification .....	6
8. Cautions.....	7
9. Version History.....	8

# LIT25.6-314(25.6V314Ah) LiFePO4 Battery Pack Specification

REV :   A1.0    
PAGE:   3   of   8    
DATE:   2025-12-15  

## 1. Preface

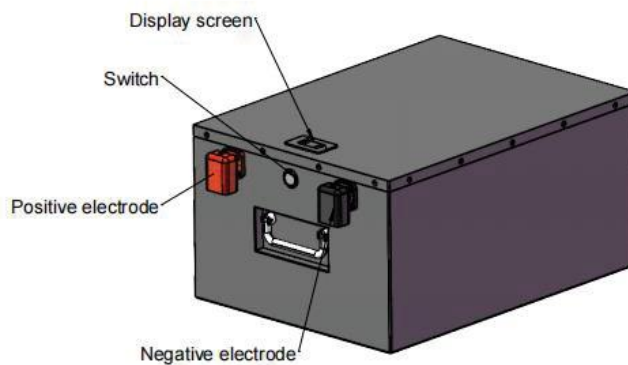
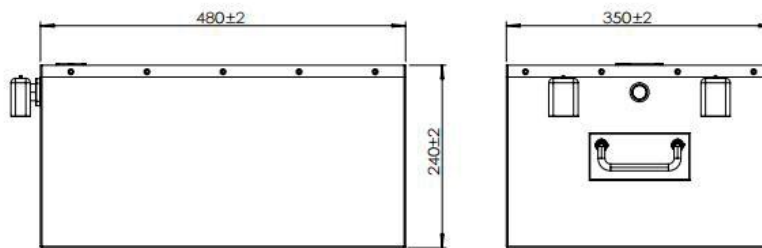
This specification describes the type and size, performance, technical characteristics, warning and caution of the LIT25.6-314(25.6V314Ah) LiFePO4 rechargeable battery pack. The specification only applies to LIT25.6-314(25.6V314Ah) LiFePO4 rechargeable battery pack supplied by ENDESAN IC VE DIS TICARET LTD. STI

## 2. Product and Model

2.1 Product: LIT25.6-314(25.6V314Ah) LiFePO4 Battery Pack

2.2 System Configuration:

Standard Pack:LIT3.2V-314Ah/8S1P



Charge/Discharge	Positive	M8 Terminal
	Negative	M8 Terminal

**LIT25.6-314(25.6V314Ah)  
LiFePO4 Battery Pack Specification**

REV :   A1.0  

PAGE:   4   of   8  

DATE:   2025-12-15  

**3. Battery Pack Specifications**

Items	Standard	Comments
Nominal Voltage	25.6V	8S
Typical Capacity	314Ah	At 0.2C discharge rate
Max Continuous Discharge Current	200A	
Discharge Cut-off Voltage	About 20V	
Charge Input Voltage	29.2V±0.2V	Charge Mode: CC/CV. Use a constant current, constant voltage(CC/CV)
Charge Current	≤100A	
Operation Temperature Range	Charge/Discharge	0°C ~ +45°C/-20°C ~ +60°C
	Discharge	When the environment temperature is higher than 45°C, please pay attention to ventilation and heat rejection.
Storage Temperature Range	0°C ~ 40°C (Capacity 80%)	Recommended long-term storage temperature is 15~25°C
Humidity	5%≤RH≤85%	
Cabinet Material	Metal	
Total Weight	65kg±5kg	
Size(L*W*H)	480*350*240±2mm	
Protection Function	Over charge protection, Over discharge protection, Over current protection, Short circuit protection, Temperature protection.	
Function	Bluetooth,Display screen	

**4. Standard Test Conditions**

All test in this specification should be in standard atmospheric conditions:

Temperature: 25± 5?, Relative Humidity: 65±20%.

**LIT25.6-314(25.6V314Ah)  
LiFePO4 Battery Pack Specification**

REV :   A1.0    
PAGE :   5   of   8    
DATE :   2025-12-15  

**5. Characteristics**

**5.1 Standard Charge**

Charge the battery with the battery special test cabinet, supply 29.2 voltage, constant-current 0.2C(A) current until current down to 0.02C(A).

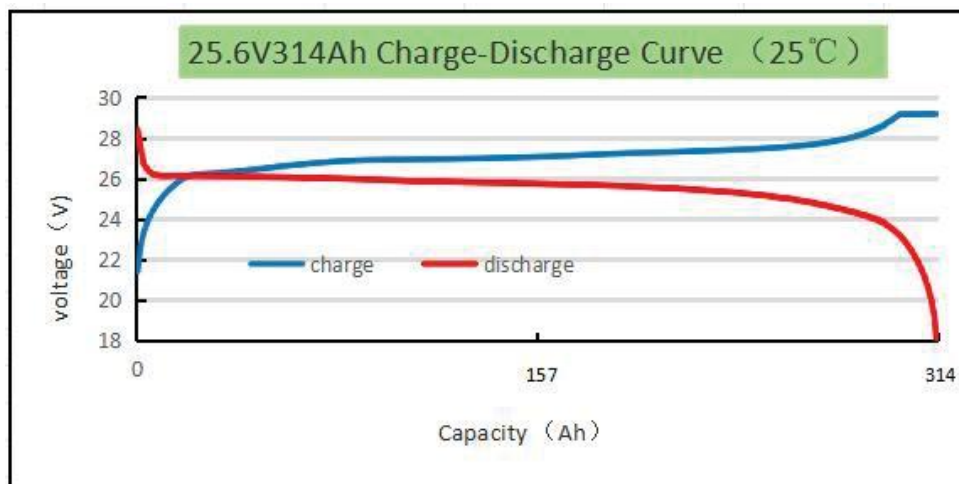
**5.2 Standard Discharge**

Discharge the battery at 0.2C(A) to 20V or battery cut off voltage.

**5.3 Electrical Performance**

Test Items	Test Methods	Test Standards
Capacity Retention Rate	After standard charge under 5.1 specified conditions, store the cells for 28 days, then discharge at 0.2C(A) to cut-off voltage.	Capacity retention rate≥80%
Cycle Life	1) Standard charge at 0.2C(A) 2) Rest 0.5~1 h 3) Discharge at 0.2C to cut off voltage 4) Capacity retention rate≥80%	>2000cycles @ 100% DOD; >3000cycles @ 90% DOD; >4000cycles @ 80% DOD;

**6. Characteristics Curve**



**LIT25.6-314(25.6V314Ah)  
LiFePO4 Battery Pack Specification**

REV :   A1.0    
PAGE:   6   of   8    
DATE:   2025-12-15  

**7. BMS Specification**

Item	Parameter			Remark
Charging Voltage	29.2V			
Charging Model	CC-CV			
Maximum Charging Current	200A			
Continuous Discharge Current	200A			
The following is the core protection function for cell:				
	Minimum Value	Typical Value	Maximum	
Over charge detection voltage	3.55	3.65	3.75	V
Over charge release voltage	3.35	3.45	3.55	V
Over discharge detection voltage	2.15	2.20	2.25	V
Over discharge release voltage	2.65	2.70	2.75	V
Over discharge current value	490	500	510	A
Over charge detection delay time	200	1000	1800	mS
Delay time of over voltage detection	200	1000	1800	mS
Over current detection delay time	500		800	mS
Balance Voltage	3.35	3.40	3.45	V
Balance Current	70	100	130	mA
Self-Consumption			800	uA
Temperature Protection		Temperature Protection		
	Typical Value	Tolerance Value	Delay	Remark
Protect the Temperature	65	±5		°C
Recovery Temperature				
Protect the Temperature	70	±5		°C
Recovery Temperature				

**LIT25.6-314(25.6V314Ah)  
LiFePO4 Battery Pack Specification**

REV :   A1.0  

PAGE:   7   of   8  

DATE:   2025-12-15  

**8. Cautions**

- 8.1 Charging current should not be more than maximum charge current specified in the Product Specification, Charging current bigger than recommended current may damage the battery;
- 8.2 Discharging current should be no more than maximum discharge current specified in the Product Specification; Discharging current bigger than recommended discharge current may damage the battery;
- 8.3 It should be noted that the cell would be possible to be at a over-discharged state by its self-discharge characteristics in case the cell is not used for long time. In order to prevent over-discharging, the cell shall be charged periodically to maintain between 26.4V and 27.2V(Recommended 3 months one cycle).Over-discharging may causes loss of cell performance, characteristics, or battery functions;
- 8.4 Please charge the battery within 12 hours after use;
- 8.5 Battery storage environment follow the above conditions and in standard atmosphere, should be without strong magnet, no power, no static;
- 8.6 Do not reverse the polarity of the battery pack for any reason;
- 8.7 Do not short circuit the battery pack;
- 8.8 Do not reverse polarity charging;
- 8.9 Battery packs can be combined in series or in parallel according to the specification;
- 8.10 Do not immerse the battery pack in water or sea water, or get it wet;
- 8.11 Do not disassemble battery;
- 8.12 Do not expose the battery to extreme heat or flame;
- 8.13 Please use a compatible charger for charging;

